

Scaled data based on original data using
LM-79-08 Approved Method: Electrical and Photometric Measurements of Solid-
State Lighting Products

Test Report Prepared for
Cooper Lighting Solutions
(formerly Eaton)

Brand: McGRAW-EDISON

Report Number: P453106

Luminaire Tested: **GALN-SA4A-760-U-T1**

Issue Date: 1/4/2021

Test Information

Test Method: LM-79-08
Report Number: P453106
TEST IS SCALED FROM IESNA LM-79-08 TEST DATA (G3-2011-042-5)
Test Lab: INNOVATION CENTER
Issue Date: 1/4/2021
Manufacturer: COOPER LIGHTING SOLUTIONS (FORMERLY EATON)
Product Line: McGRAW-EDISON
Catalog Number: GALN-SA4A-760-U-T1
Description: GALLEON AREA AND ROADWAY LUMINAIRE
(4) 70 CRI, 5700K, 615mA LIGHTSQUARES WITH 16 LEDS EACH AND TYPE I OPTICS
Light Source: -
Ballast/Driver: ELECTRONIC DRIVER

Summary

Lumens per Lamp: N/A
Luminaire Lumens: 18059 lumens
Efficiency: N/A
Efficacy: 149.2 lumens/watt
Luminous Opening: Rectangular (W 1' x L: 1' x H: 0')
IES Classification: Type I - Short
BUG Rating: B4 - U0 - G4

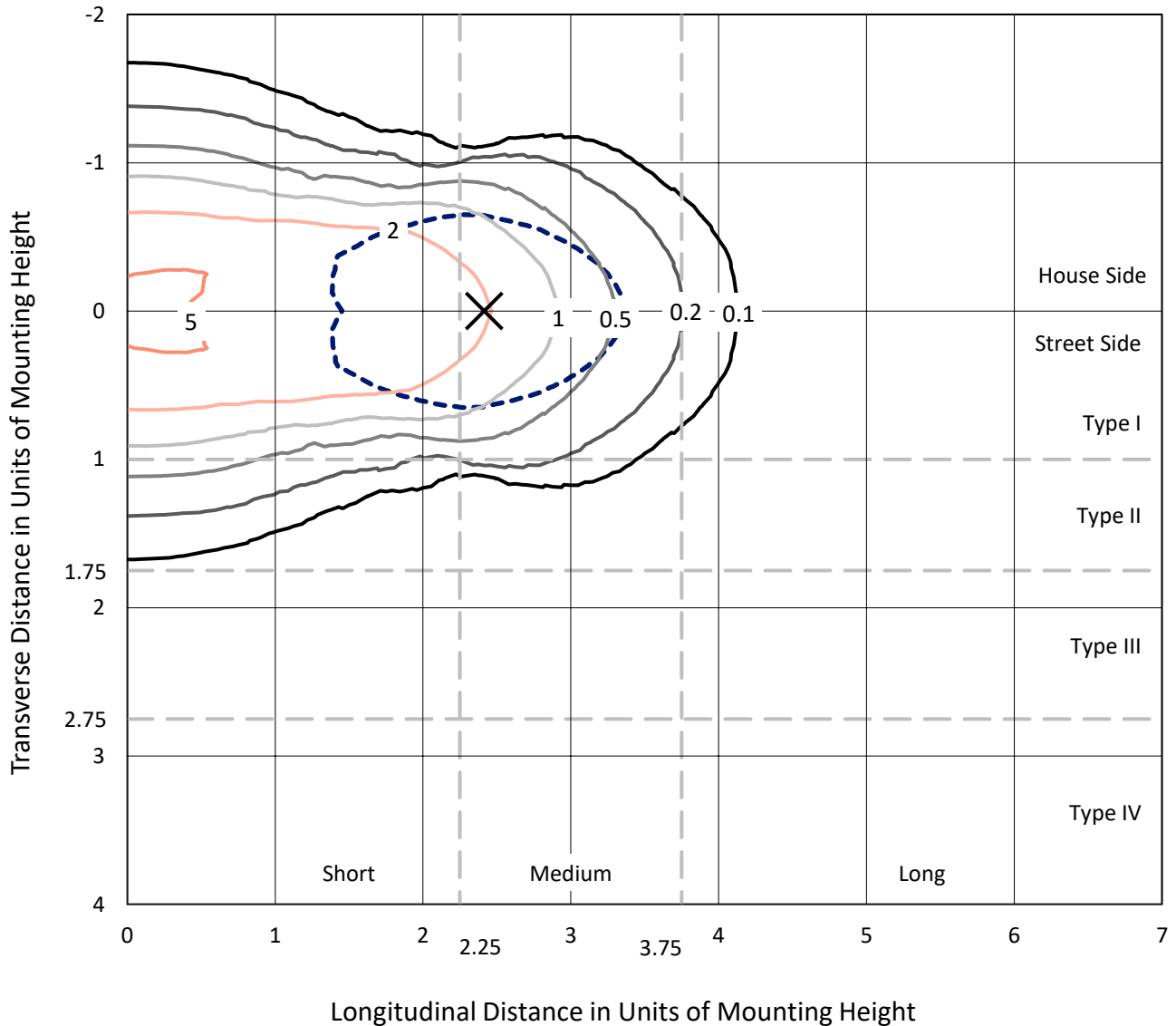
Input Watts (W): 121
Input Voltage (V): NR
Input Current (A_{in}): NR
Voltage Rise (V): NR
Power Factor: NR
Total Harmonic Distortion (THDi): NR
Frequency (hertz): 60
Stabilization Time: NR
Operation Time: NR
Ambient Temperature (°C): NR
Test Distance: 24 FT



REPORT NUMBER: P453106
 CATALOG NUMBER: GALN-SA4A-760-U-T1

Iso-Footcandle Lines of Horizontal Illumination

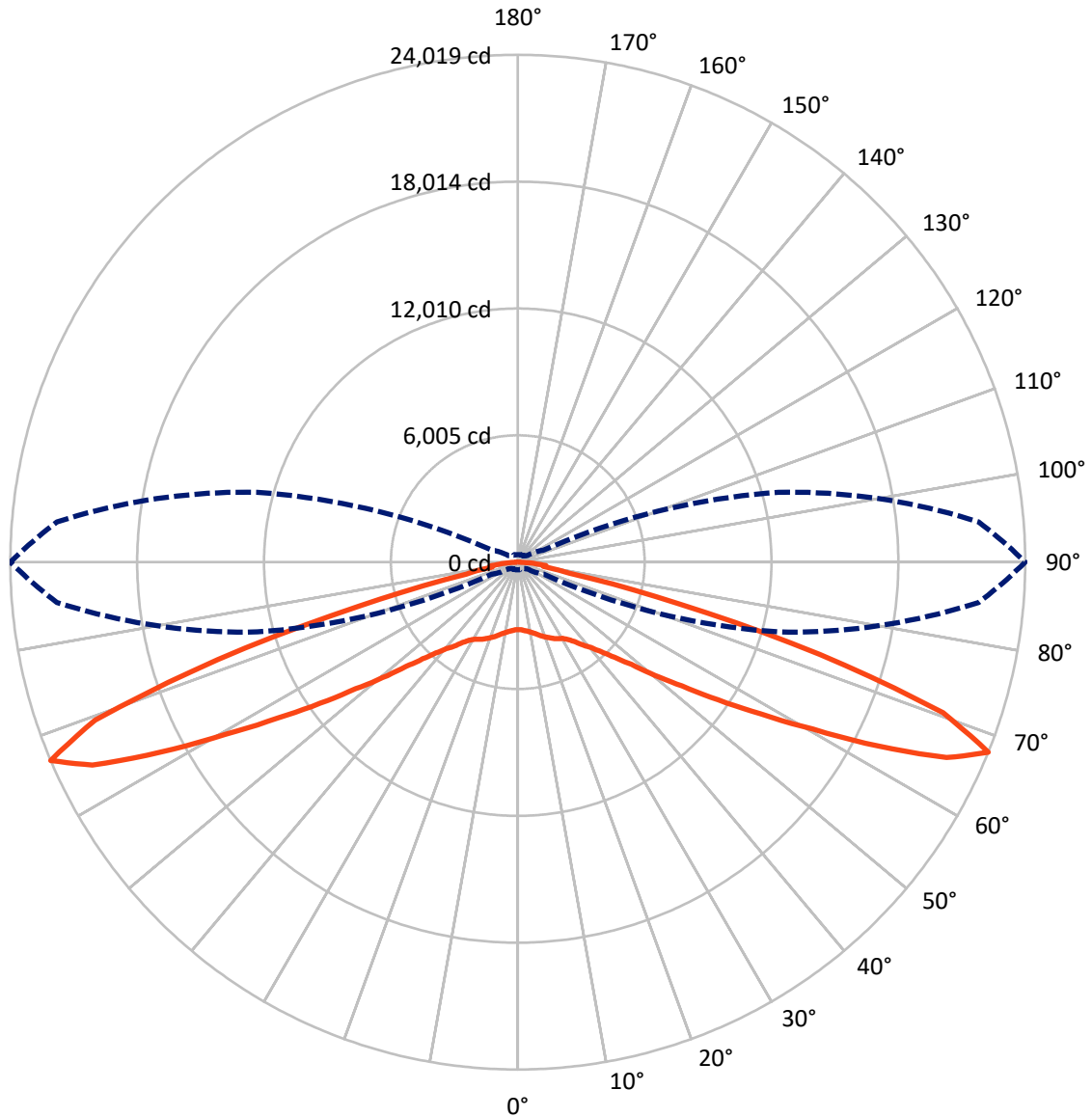
× Max cd
 - - - 1/2 Max cd



Based on 25 foot mounting height. Maximum calculated value = 5.4 fc
 Type I - Short - N/A

REPORT NUMBER: P453106
CATALOG NUMBER: GALN-SA4A-760-U-T1

Luminous Intensity Polar Plot



— Vertical Plane Through 90-Deg Lateral - - - Horizontal Cone Through 67.5-Deg Vertical

REPORT NUMBER: P453106

CATALOG NUMBER: GALN-SA4A-760-U-T1

FLUX DISTRIBUTION:

		Downward	Upward	Total
House Side	Lumens	9029.5	0.0	9029.5
	% Fixture	50.0	0.0	50.0
Street Side	Lumens	9029.5	0.0	9029.5
	% Fixture	50.0	0.0	50.0
Total	Lumens	18059.0	0.0	18059.0
	% Fixture	100.0	0.0	100.0

ZONAL LUMENS:

Zone	Lumens	% Fixture
0°-10°	318.7	1.8
10°-20°	1019.8	5.6
20°-30°	1706.9	9.5
30°-40°	2312.4	12.8
40°-50°	2929.0	16.2
50°-60°	3659.1	20.3
60°-70°	4301.1	23.8
70°-80°	1645.4	9.1
80°-90°	166.7	0.9
90°-100°	0.0	0.0
100°-110°	0.0	0.0
110°-120°	0.0	0.0
120°-130°	0.0	0.0
130°-140°	0.0	0.0
140°-150°	0.0	0.0
150°-160°	0.0	0.0
160°-170°	0.0	0.0
170°-180°	0.0	0.0
0°-90°	18059.0	100.0
0°-180°	18059.0	100.0

Coefficient of Utilization



REPORT NUMBER: P453106

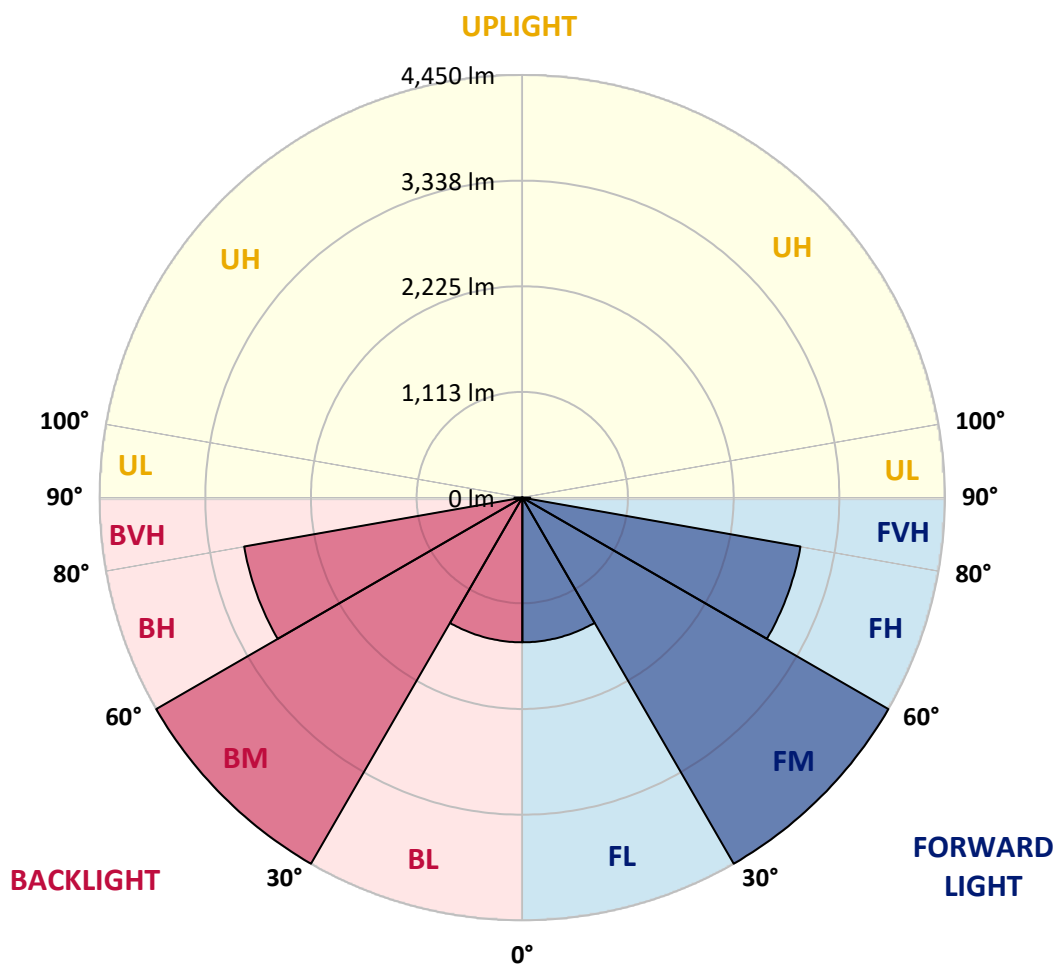
CATALOG NUMBER: GALN-SA4A-760-U-T1

LUMINAIRE CLASSIFICATION SYSTEM LUMEN TABLE AND BUG RATING:

Zone		Lumens	% Fixture	Zone Rating/Lumen Limit		
				B	U	G
FL	(0°-30°)	1522.7	8.4			
FM	(30°-60°)	4450.2	24.6			
FH	(60°-80°)	2973.2	16.5			G2/5000
FVH	(80°-90°)	83.3	0.5			G1/100
BL	(0°-30°)	1522.7	8.4	B3/2500		
BM	(30°-60°)	4450.2	24.6	B3/5000		
BH	(60°-80°)	2973.2	16.5	B4/5000		G4/5000
BVH	(80°-90°)	83.3	0.5			G1/100
UL	(90°-100°)	0.0	0.0		U0/0	
UH	(100°-180°)	0.0	0.0		U0/0	

BUG Rating: B4-U0-G4

Type I Short





REPORT NUMBER: P453106
 CATALOG NUMBER: GALN-SA4A-760-U-T1

CANDELA DISTRIBUTION (FULL):

	0°	5°	15°	25°	35°	45°	55°	65°	75°	85°	90°
0°	3197	3197	3197	3197	3197	3197	3197	3197	3197	3197	3197
2.5°	3238	3236	3237	3236	3239	3237	3225	3215	3207	3208	3205
5°	3307	3308	3309	3304	3311	3307	3288	3272	3256	3250	3248
7.5°	3364	3369	3372	3377	3389	3389	3379	3356	3321	3301	3300
10°	3421	3425	3434	3450	3470	3489	3485	3454	3409	3375	3367
12.5°	3441	3446	3476	3522	3567	3604	3604	3579	3521	3469	3454
15°	3371	3380	3434	3532	3650	3731	3749	3714	3652	3572	3554
17.5°	3232	3254	3333	3478	3674	3842	3894	3877	3797	3695	3674
20°	3083	3107	3191	3383	3654	3907	4058	4062	3963	3815	3784
22.5°	2919	2937	3045	3270	3594	3922	4199	4268	4134	3935	3891
25°	2735	2755	2868	3111	3481	3905	4328	4480	4313	4063	4007
27.5°	2559	2567	2688	2935	3332	3861	4423	4675	4511	4169	4098
30°	2390	2409	2516	2760	3161	3775	4505	4897	4724	4280	4189
32.5°	2211	2234	2350	2597	2990	3646	4555	5140	5021	4460	4363
35°	2039	2054	2171	2411	2823	3496	4564	5414	5404	4733	4604
37.5°	1863	1885	2003	2233	2646	3337	4519	5705	5866	5112	4973
40°	1694	1713	1829	2061	2445	3143	4412	5971	6405	5502	5305
42.5°	1510	1515	1642	1878	2248	2918	4258	6208	7006	6025	5780
45°	1301	1314	1432	1664	2022	2666	4049	6404	7768	6750	6416
47.5°	1092	1103	1211	1440	1775	2377	3727	6576	8550	7671	7233
50°	888	894	982	1185	1497	2073	3328	6631	9434	8975	8416
52.5°	702	711	778	937	1200	1714	2897	6495	10466	10521	9733
55°	569	572	622	739	938	1338	2377	6116	11576	12502	11497
57.5°	490	492	520	585	722	1009	1844	5399	12573	14823	13531
60°	445	446	462	500	572	774	1321	4387	13557	17406	16059
62.5°	417	417	428	449	484	594	957	3165	14231	20027	19175
65°	390	390	398	413	432	486	707	2064	14214	21936	22309
67.5°	359	359	365	380	391	418	546	1352	12768	21894	24019
70°	322	322	330	343	352	369	431	925	9380	18694	21361
72.5°	285	286	291	304	311	321	358	648	5754	12729	14936
75°	244	246	251	264	270	274	302	462	2911	6863	7814
77.5°	197	201	204	218	222	228	249	334	1278	2466	2488
80°	144	149	158	171	174	178	190	237	579	1126	1223
82.5°	106	113	102	119	119	114	134	159	266	1115	1334
85°	58	59	53	61	65	64	71	78	129	744	767
87.5°	14	15	16	19	23	23	25	22	42	241	138
90°	0	0	0	0	0	0	0	0	0	0	0

(END OF REPORT)